



Worthington
Creyssensac

BECAUSE
IMPROVEMENT
NEVER
STOPS



↑
www.airwco.com

DW 2-720
REFRIGERANT DRYERS

STRONG PERFORMANCE IN QUALITY AIR

You need a dryer to produce the quality air that safeguards your production. It must also be reliable and keep your operational costs low. The Worthington Creyssensac DW 2-720 is the premium refrigerant dryer that delivers on all your requirements. Efficient, powerful and environmentally friendly, the DW gives you that best-in-class Worthington Creyssensac performance you count on every day.

1 EASY INSTALLATION & OPERATION

- Compatible with any compressor technology.
- Compact footprint saves valuable floor space.
- Easy installation with simple standard connections.
- Refrigeration technology requires little maintenance.
- Easy-to-use controller allows performance monitoring.

2 RELIABLE & EFFICIENT PERFORMANCE

- Eliminates liquid water from your air system.
- Helps reduce your power consumption.
- Robust and suitable for many conditions and applications.

3 MINIMAL ENVIRONMENTAL FOOTPRINT

- High dryer efficiency lowers CO₂ emissions.
- Low refrigerant gas load.
- R513A and R410A refrigerant gas are compliant with the strictest regulations.
- No impact on the ozone layer.



YOUR PARTNER IN
SUSTAINABILITY

We only have this one planet. That is why sustainability guides everything we do at Worthington Creyssensac. The innovations we develop and the products we build are geared toward reducing your energy consumption and your CO₂ footprint, and helping the environment all of us share. Supporting your sustainable operation is our number one priority.

DW 2-108



PERFORMANCE

- As low as Class -;4; - according to ISO 8573-1:2010.
- Low pressure drop, below 0.2 bar/2.9 psi.
- Robust and proven components.
- Smallest footprint and simple layout ensure easy installation.
- Very little maintenance required.
- Lowest operating power consumption.

NO-LOSS DRAIN

The DW comes as standard with a robust drain, specifically developed for demanding refrigerant dryer applications. Because it discharges condensate only when needed, no valuable compressed air is wasted and condensate is purged properly.

ENGINEERING

- ① **REFRIGERANT COMPRESSOR:** Driven by an electric motor, cooled with refrigerant fluid and protected against thermal overload.
- ② **REFRIGERANT CONDENSER:** Air-cooled and with a large exchange surface for high thermal exchange.
- ③ **MOTOR-DRIVEN FAN:** For the condenser cooling air flow.
- ④ **3-IN-1 HEAT EXCHANGER:** With high-efficiency operation to minimize pressure drop and footprint.
- ⑤ **HOT GAS BYPASS VALVE:** Controls the refrigerant capacity under all load conditions to prevent ice formation in the system.
- ⑥ **CONTROL PANEL:** Monitors performance and displays all relevant information.
- ⑦ **FREE CONTACTS:** As standard for the DW 60-108 for remote start/stop and general alarm.



OPTIONS DW 2-10

BYPASS VALVE AND FILTER SUPPORT*

Allows the system to operate using the filters during maintenance or malfunction of the dryer, thus avoiding any downtime.

FILTER SUPPORT*

Allows two filters to be installed on the rear side of the dryer, reducing overall dimensions and installation costs.

* Filters are not included in the option.

DW 144-720



PERFORMANCE

- As low as Class -;4; - according to ISO 8573-1:2010.
- Low pressure drop, typically below 0.2 bar/2.9 psi.
- High-efficiency dryer reduces CO₂ emissions.
- Best-in-class microchannel refrigerant condenser lowers gas charge, and therefore your carbon footprint.
- Refrigerant R410A is CFC-free and has zero ozone depletion potential (ODP).

COMPACT SIZE

Thanks to its sophisticated evaporator and condenser design, the new DW is surprisingly small to fit in the tightest spaces.

ENGINEERING

- ① **SCROLL REFRIGERANT COMPRESSOR:** Scroll technology delivers a stable performance with industry-leading efficiency and COP.
- ② **REFRIGERANT CONDENSER:** Microchannel design ensures a smaller physical and environmental footprint.
- ③ **AIR-AIR EXCHANGER:** Designed for high thermal exchange and low load losses.
- ④ **AIR/REFRIGERANT EVAPORATOR:**
 - a) 1 for DW 144-420, 2 for DW 504-720.
 - b) Up to 25% lower pressure drop.
 - c) Reduces dryer size.
- ⑤ **HOT GAS BYPASS VALVE:** Controls the refrigerant capacity under all load conditions to prevent ice formation.
- ⑥ **CONTROL PANEL:** Ensures easy, advanced control and monitoring.
- ⑦ **FREE CONTACTS:** Allow for remote start/stop, general alarm and drain alarm.

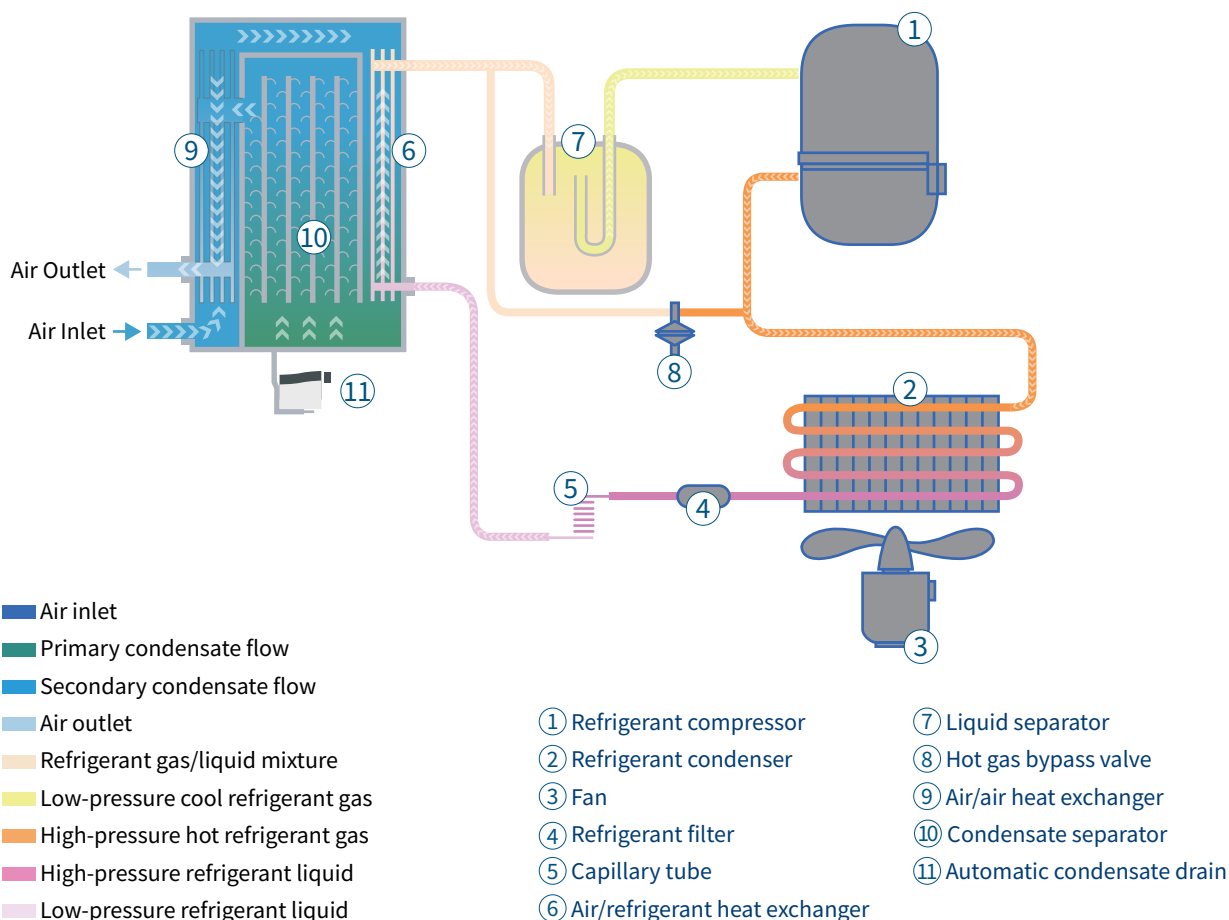


DO I REALLY NEED A COMPRESSED AIR DRYER?

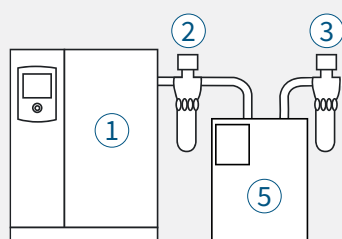
The short answer: yes, you really do. The air that surrounds us naturally contains water vapors. When that air is compressed, the concentration of these water vapors increases. For example, a 15kW compressor can generate 1.3 liters per hour of excess water and moisture. If this moisture is not removed, it can compromise your entire air system. A dryer protects your air network and equipment, as well as your final products from corrosion and contamination.

REFRIGERANT AIR DRYERS: WORKING PRINCIPLE

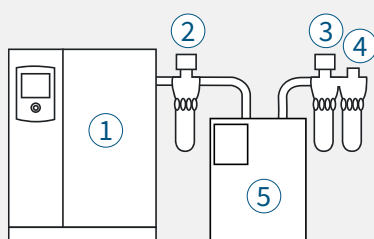
Refrigerant dryers use the same working principle as air conditioning units, cooling the air with a heat exchanger, a refrigerant circuit and a compressor. Thanks to their efficient and simple technology, refrigerant dryers are the preferred solution for most compressed air applications.



TYPICAL INSTALLATIONS



High-quality air with reduced dew point
(air purity to ISO 8573-1: class 1:4:2)



High-quality air with reduced dew point and oil
concentration (air purity to ISO 8573-1: class 1:4:1)

- ① Compressor with aftercooler
- ② G filter
- ③ C filter
- ④ V filter
- ⑤ Refrigerant dryer

Vertical receiver is always recommended.

TECHNICAL SPECIFICATIONS

Model	Max. working pressure		Air treatment capacity			Power consumption		Inlet/outlet connections	Dimensions			Weight	Refrigerant gas
	bar	psi	l/min	m³/h	cfm	W	V/Hz/Ph		A mm	B mm	C mm	kg	
DW 2	16	232	350	21	12,4	130	230/50/1	3/4" M	350	493	450	19	R513A
DW 3	16	232	600	36	21,2	164	230/50/1	3/4" M	350	493	450	19	R513A
DW 5	16	232	850	51	30	190	230/50/1	3/4" M	350	493	450	20	R513A
DW 7	16	232	1200	72	42,4	266	230/50/1	3/4" M	350	493	450	25	R513A
DW 10	16	232	1825	110	64,4	284	230/50/1	3/4" M	350	493	450	27	R513A
DW 13	14	203	2350	141	83	674	230/50/1	1" F	370	497	764	44	R513A
DW 17	14	203	3000	180	106	716	230/50/1	1" F	370	497	764	44	R513A
DW 21	14	203	3600	216	127	631	230/50/1	1" 1/2 F	460	557	789	62	R410A
DW 25	14	203	4100	246	145	705	230/50/1	1" 1/2 F	460	557	789	60	R410A
DW 31	14	203	5200	312	184	905	230/50/1	1" 1/2 F	460	557	789	62	R410A
DW 39	14	203	6500	390	230	969	230/50/1	1" 1/2 F	580	587	899	82	R410A
DW 46	14	203	7700	462	272	1124	230/50/1	1" 1/2 F	580	587	899	82	R410A
DW 60	14	203	10000	600	353	1540	400/50/3	2" F	805	1070	962	145	R410A
DW 72	14	203	12000	720	424	1980	400/50/3	2" F	805	1070	962	158	R410A
DW 90	14	203	15000	900	530	2010	400/50/3	2" 1/2 F	805	1070	962	165	R410A
DW 108	14	203	18000	1080	636	2770	400/50/3	2" 1/2 F	805	1070	962	164	R410A
DW 144	14	203	24000	1440	848	3500	400/50/3	3" M	1132	1005	1399	230	R410A
DW 180	14	203	30000	1800	1059	3690	400/50/3	3" M	1121	1005	1596	325	R410A
DW 210	14	203	35000	2100	1236	4550	400/50/3	3" M	1121	1005	1596	338	R410A
DW 270	14	203	45000	2700	1589	6097	400/50/3	DN 100	1121	1005	1826	390	R410A
DW 300	14	203	50000	3000	1766	6540	400/50/3	DN 100	1531	1005	1826	462	R410A
DW 374	14	203	62400	3744	2204	7100	400/50/3	DN 100	1531	1005	1826	508	R410A
DW 420	14	203	70000	4200	2472	7290	400/50/3	DN 100	1531	1005	1826	508	R410A
DW 504	14	203	84000	5040	2966	8260	400/50/3	DN 150	1455	1979	1826	810	R410A
DW 594	14	203	99000	5940	3496	10200	400/50/3	DN 150	1455	1979	1826	815	R410A
DW 720	14	203	120000	7200	4238	12180	400/50/3	DN 150	1455	1979	1833	900	R410A

Low GWP Dryer with R513A													
DW 31 G	14	203	5200	312	184	933	230/50/1	1" 1/2 F	460	557	789	64	R513A
DW 46 G	14	203	7700	462	272	1276	230/50/1	1" 1/2 F	580	587	899	92	R513A
DW 108 G	14	203	18000	1080	636	2629	400/50/3	2" 1/2 F	805	1070	962	176	R513A

Reference conditions:

- Operating pressure: 7 bar (100 psi)
- Operating temperature: 35°C
- Room temperature: 25°C
- Pressure dew point: +4°C +/- 1
- Available in different voltages and frequency values.

Operating limit conditions:


- Max. operating pressure: 16 bar (232 psi) (DW 2 up to 10)
- 14 bar (203 psi) (DW 13 up to 720)
- Max. inlet temperature: 55°C (60°C for DW 60-720)
- Min./Max. ambient temperature: +5°C; 43°C (+5°C; 46°C for DW 60-720)

Correction factors to be used for site conditions outside of normal reference conditions (1) stated above = A x B x C

Room temperature	°C	25	30	35	40	43	46		
	A	1	0.91	0.81	0.72	0.67	0.62		
Operating temperature	°C	25	30	35	40	46	50	55	60
	B	1.1	1.05	1	0.82	0.69	0.58	0.49	0.42
Operating temperature	bar	6	7	8	10	13	14	15	16
	C	0.97	1	1.03	1.07	1.12	1.15	1.16	1.17

The new flow rate value can be obtained by dividing the current or real flow rate by the correction related to the real operation conditions.





WORTHINGTON CREYSSENSAC'S HERITAGE

Creyssensac was founded in Nanterre (near Paris), France in 1934 by Elie Creyssensac and quickly became renowned in the automotive industry for developing high quality piston compressors. In the mid nineteen sixties, screw compressors were added to the product portfolio while 1973 saw the merge with Worthington. This further expanded the influence of the company in the compressed air world and reinforced the distributor network.

Today, its long-standing experience and continuous innovation ensure Worthington Creyssensac is a trusted partner for its customers.

BECAUSE IMPROVEMENT NEVER STOPS



Contact your local Worthington Creyssensac representative



Care

Care is what service is all about: professional service by knowledgeable people, using high-quality original parts.

Trust

Trust is earned by delivering on our promises of reliable, uninterrupted performance and long equipment lifetime.

Efficiency

Equipment efficiency is ensured by regular maintenance. Efficiency of the service organization is how Original Parts and Service make the difference.



www.airwco.com

AIR
Worthington
Creysensac

6999 0101 67: Worthington Creysensac reserves the right to change or revise specifications and product design in connection with any of our product features. Such changes do not entitle the buyer to corresponding changes, improvements, additions or replacements for equipment previously sold or shipped. © 2023 Worthington Creysensac. All rights reserved.